



## Getting Ready for the Show

Framingham Garden Club  
September 5, 2025

Betsy Szymczak


1

After this session . . .

You will be able to

- interpret the show schedule.
- select a bloom, leaf or branch
- select an ideal container
- cut, wedge and stage an entry
- complete the show entry form

2



## Fall Horticulture Show

### *Botanica Fantasia*

Pages 14-17, 57-60

3

## Getting Ready for the Show

One to two days before

With schedule in-hand walk through your garden.

Decide on 2-3 possible entries.

Day before late afternoon

Snip 2-3 blooms or branches, put in water

Complete entry card

Select container and practice wedging

Day of show early morning

Add water to container

Prepare entry, trim and wedge

Day of show - mid morning

Bring card and entry to meeting by 9:30

4

**RULES FOR HORTICULTURE EXHIBITS**

1. All horticulture exhibits must have been grown by the exhibitor and have been in possession of the exhibitor for at least three months.
2. Members may enter as many specimens as they wish, but only one may be entered in each subclass.
3. Entry cards are to be filled out in advance to the extent possible.
4. All entries must be labeled with the exhibitor's name, the binomial name and, preferably, the variety of the specimen. Common names may be added in parentheses). For educational value, correctly labeled exhibits will be given preference in judging.
5. Exhibitors are asked to provide their own appropriately sized clean, clear, colorless glass containers. However, the Committee also will supply clear glass containers for cut specimens and white paper plates for vegetables and fruit. Evergreens will be displayed flat on the exhibit table.
6. **Pick up containers and entry cards from Aparna Kumar's house 9/8 or 9/9.**
7. Specimens should not have foliage below the waterline.
8. Specimens are to be healthy, groomed, and blemish free.
9. Wedging material (cotton permitted). The Committee will provide cotton for wedging but exhibitors are asked to provide their own cotton wedges, in advance.
10. **All exhibits must be in place by 10:15 a.m.**
11. The Horticulture Co-Chairs are free to subdivide a class by color, form, size, cultivar, variety or other distinguishing characteristics. Judges may request that a class be sub-divided.

Page 15

**Fall Horticulture Show**

- Section A Flowering Annuals**
  - Class 1 *Helianthus* (sunflower)
  - Class 2 *Tagetes* (marigold)
  - Class 3 *Zinnia*
  - Class 4 Other worthy specimen
- Section B Flowering Perennials**
  - Class 5 *Aster*
  - Class 6 *Echinacea*
  - Class 7 *Rudbeckia*
  - Class 8 *Solidago*
  - Class 9 Other worthy specimen
- Section C Bulbs, Corms, Rhizomes & Tubers\***
  - Class 10 *Begonia x tuberhybrida*
  - Class 11 *Dahlia*
  - Class 12 Other worthy specimen
- Section D Foliage cut specimens\***
  - Class 13 *Plectranthus scutellarioides* (Coleus)
  - Class 14 *Hosta*
  - Class 15 Ornamental Grasses\*\*
  - Class 16 Ferns
  - Class 17 *Heuchera*
  - Class 18 Other worthy specimen
- Section E Needled evergreen tree or shrub (one branch, not to exceed 30")**
  - Class 19 *Juniperus* (Juniper)
  - Class 20 *Picea* (spruce)
  - Class 21 *Thuja* (arborvitae)
  - Class 22 Other worthy specimen
- Section F Shrubs & Trees with Flowers or Berries**
  - Class 23 *Rosa* (rose) (single bud or a spray with at least 2 open blooms and several buds)\*
  - Class 24 *Hydrangea*\*\*
  - Class 25 *Viburnum*\*\*
  - Class 26 Other worthy specimen\*\*
- Section G Edibles\*** (displayed on white paper plates supplied by FGC)
  - Class 27 Legumes\*\*\*
  - Class 28 Peppers\*\*\*
  - Class 29 Squash
  - Class 30 Tomato
  - Class 31 Fruit\*\*\*
  - Class 32 Other worthy specimen
- Section H Herbs** (displayed on white paper plates supplied by FGC)
  - Class 33 Individual herbs (three stems of one variety)
  - Class 34 Collection of five herbs (one stem of five different herbs)

Page 14

\* Single cut stem, not to exceed 18 inches.  
 \*\* Single cut stem, may be up to 30 inches  
 \*\*\* If specimen is less than 1 inch in diameter, must exhibit three.  
 See Guidelines and Rules for Exhibits on the following page and the FGC website for more information.  
<https://framinghamgardensclub.org/entering-a-horticultural-show/>

5

**Entry Cards**

3. Entry cards are to be filled out in advance to the extent possible.
4. All entries must be labeled with the exhibitor's name, the binomial name and, preferably, the variety of the specimen. Common names may be added in parentheses). For educational value, correctly labeled exhibits will be given preference in judging.

Exhibitors are asked to provide their own appropriately sized clean, clear, Horticultural entry form  
 Cut along outside lines and fold in half at checkmark

**National Garden Clubs, Inc.**

FLOWER SHOW \_\_\_\_\_ DATE \_\_\_\_\_

DIVISION	SECTION	CLASS No.	ENTRY No.

VARIETY OR CLASS NAME \_\_\_\_\_

EXHIBITOR \_\_\_\_\_

ADDRESS \_\_\_\_\_

CLUB \_\_\_\_\_

1st 2nd 3rd Honorable Mention

EXHIBITOR \_\_\_\_\_

ADDRESS \_\_\_\_\_

CLUB \_\_\_\_\_

DIVISION	SECTION	CLASS No.	ENTRY No.

VARIETY OR CLASS NAME \_\_\_\_\_

**Judged by** \_\_\_\_\_

ADDRESS \_\_\_\_\_

CITY/STATE/ZIP \_\_\_\_\_

EXHIBIT SCORED 90+ \_\_\_\_\_

EXHIBITOR \_\_\_\_\_

ADDRESS \_\_\_\_\_

CLUB \_\_\_\_\_

DIVISION	SECTION	CLASS No.	ENTRY No.

VARIETY OR CLASS NAME \_\_\_\_\_

Pages 57-60

6

# Entry Cards

National Garden Clubs, Inc.

FLOWER SHOW \_\_\_\_\_ DATE \_\_\_\_\_  
 DIVISION SECTION CLASS No. ENTRY No.

VARIETY OR CLASS NAME

**Front**

EXHIBITOR \_\_\_\_\_  
 ADDRESS \_\_\_\_\_  
 CLUB \_\_\_\_\_

1st 2nd 3rd Honorable Mention

---

EXHIBITOR \_\_\_\_\_  
 ADDRESS \_\_\_\_\_  
 CLUB \_\_\_\_\_

DIVISION SECTION CLASS No. ENTRY No.

VARIETY OR CLASS NAME

Judged by \_\_\_\_\_

SIGNATURE \_\_\_\_\_

COMMENTS IF APPLICABLE \_\_\_\_\_

**Back**

1st 2nd 3rd Honorable Mention

National Garden Clubs, Inc.

FLOWER SHOW \_\_\_\_\_ DATE \_\_\_\_\_  
 DIVISION SECTION CLASS No. ENTRY No.

VARIETY OR CLASS NAME

**Folded Front**

1st 2nd 3rd Honorable Mention

Judged by \_\_\_\_\_

SIGNATURE \_\_\_\_\_

COMMENTS IF APPLICABLE \_\_\_\_\_

**Folded Back**

7

# Entry Cards

National Garden Clubs, Inc.

*Botanica Fantasia* 9/10/25  
 FLOWER SHOW \_\_\_\_\_ DATE \_\_\_\_\_  
 DIVISION SECTION CLASS No. ENTRY No.

VARIETY OR CLASS NAME

EXHIBITOR *Betsy Szymczak*  
 ADDRESS *Natick, MA*  
 CLUB *Natick & Framingham*

1st 2nd 3rd Honorable Mention

---

EXHIBITOR *Betsy Szymczak*  
 ADDRESS *Natick, MA*  
 CLUB *Natick & Framingham*

DIVISION SECTION CLASS No. ENTRY No.

VARIETY OR CLASS NAME

OR

National Garden Clubs, Inc.

*Botanica Fantasia* 9/10/25  
 FLOWER SHOW \_\_\_\_\_ DATE \_\_\_\_\_  
 DIVISION SECTION CLASS No. ENTRY No.

VARIETY OR CLASS NAME

EXHIBITOR \_\_\_\_\_

Betsy Szymczak  
 Natick, MA  
 Natick and Framingham GC

1st 2nd 3rd Honorable Mention

---

EXHIBITOR \_\_\_\_\_

Betsy Szymczak  
 Natick, MA  
 Natick and Framingham GC

DIVISION SECTION CLASS No. ENTRY No.

VARIETY OR CLASS NAME

8

## How do I correctly name an entry? (page 15)

Top line: Genus and species

Zinnia elegans 'Oriole'

Second line - Common name

Zinnia 'Oriole'

Top line: Genus and species

Echinacea purpurea

Second line - Common name

purple coneflower

9

## How can I find the correct name of an entry?

1. Refer to plant tag or seed packet.
2. Refer to the *NGC Horticulture Exhibiting and Judging* book.
3. Go to the Missouri Botanical Garden Plantfinder:  
<https://www.missouribotanicalgarden.org/plantfinder/plantfindersearch.aspx>
4. Use other web-based resources.

10

# Horticulture Resource



National Garden Club Bookstore

- General Conditioning
- Grooming
- Entry cards
  - Correct nomenclature
    - Scientific name
    - Common name
- 181 plants Aster to Zinnia
  - Common and scientific name
  - Characteristics
  - Species or common cultivars
  - Condition and grooming
  - Requirements for exhibiting
  - Judging considerations

11

# Horticulture Resource

**MISSOURI BOTANICAL GARDEN**

Visit Things To Do Learn & Discover Gardens & Gardening Sustainability Plant Conservation Plant S

Gardens & Gardening > Your Garden > **Plant Finder**

**Gardening Help**

Plant Finder

Lawn, Landscape & Garden Design

Edible Gardening

Advice, Tips & Resources

Plants of Merit

Sustainable Gardening

Gardening Education & Classes

Visit the Center for Home Gardening

Gardening Help Site Map

**Plant Finder**

Look up, view a photo and read about the over 7,500 plants which are growing or have been grown in the Kemper Center display gardens (plus selected additions) by scientific name, common name and/or selected plant characteristics.

**Scientific Name List**

ABCDEFGHIJKLMNOPQRSTUVWXYZ

Profile View  List View

**Basic Search**

Enter Common or Scientific Name or Kemper Code:

Profile View  List View

— OR —

**Advanced Search**

Enter Common or Scientific Name or Kemper Code:

Family:

Genus:

Gardening Help Search

12

# Complete the Entry Card



Division I - Horticulture  
 Section A "Colorama" (Flowering annuals)\*  
 Class 1 *Helianthus* (sunflower)  
 Class 2 *Tagetes* (marigold)  
 Class 3 *Zinnia*  
 Class 4 Other worthy specimen

National Garden Clubs, Inc.  
 Botanica Fantasia 9/10/25

FLOWER SHOW	SECTION	CLASS No.	ENTRY No.
I	A	3	

*Zinnia elegans*  
 VARIETY OF SPECIMEN  
 Zinnia 'Oriole'

1st 2nd 3rd Honorable Mention

National Garden Clubs, Inc.  
 Botanica Fantasia 9/10/25

FLOWER SHOW	SECTION	CLASS No.	ENTRY No.
I	A	3	

*Zinnia elegans*  
 VARIETY OF SPECIMEN  
 Zinnia 'Oriole'

1st 2nd 3rd Honorable Mention

13

# Blooms



Too Old



Too Young



Just Right!

14

## Leaves



15

## Containers

### RULES FOR HORTICULTURE EXHIBITS


1. All horticulture exhibits must have been grown by the exhibitor and have been in possession of the exhibitor for at least three months.
2. Members may enter as many specimens as they wish, but only one may be entered in each subclass.
3. Entry cards are to be filled out in advance to the extent possible.
4. All entries must be labeled with the exhibitor's name, the binomial name and, preferably, the variety of the specimen. Common names may be added in parentheses). For educational value, correctly labeled exhibits will be given preference in judging.
5. Exhibitors are asked to provide their own appropriately sized clean, clear, colorless glass containers. However, the Committee also will supply clear glass containers for cut specimens and white paper plates for vegetables and fruit. Evergreens will be displayed flat on the exhibit table.
6. **Pick up containers and entry cards from Aparna Kumar's house 9/8 or 9/9.**
7. Specimens should not have foliage below the waterline.
8. Specimens are to be healthy, groomed, and blemish free.
9. Wedging material (cotton permitted). The Committee will provide cotton for wedging but exhibitors are asked to provide their own cotton wedges, in advance.
10. **All exhibits must be in place by 10:15 a.m.**
11. The Horticulture Co-Chairs are free to subdivide a class by color, form, size, cultivar, variety or other distinguishing characteristics. Judges may request that a class be sub-divided.

16




17

Size



$\leq 18''$



$\leq 30''$

Blooms

Branches

A slide titled "Size" showing two examples of floral arrangements. On the left, a red daisy flower in a glass vase is shown with a red double-headed arrow indicating its height is less than or equal to 18 inches. On the right, a green cedar branch is shown with a red double-headed arrow indicating its height is less than or equal to 30 inches. The words "Blooms" and "Branches" are written below their respective images.

18

## Proportion

Ratio of container height to bloom length

Bloom should be 1.5 to 2 times the height of the container



19


## Wedging



8. Specimens are to be healthy, groomed, and blemish free.
9. Wedging material (cotton permitted). The Committee will provide cotton for wedging but exhibitors are asked to provide their own cotton wedges, in advance.
10. All exhibits must be in place by 10:15 a.m.

20

# Wedging Material



21



22



23



24



25

Is wedging necessary  
for every bloom?

No, if the bloom looks “just  
right” in the container and  
stays the way you want it to  
look, don’t wedge.



26

Division I – Horticulture

Section A “Colorama” (Flowering annuals)\*




Class 1 *Helianthus* (sunflower)  
 Class 2 *Tagetes* (marigold)  
 Class 3 *Zinnia*  
 Class 4 Other worthy specimen



National Garden Clubs, Inc.  
 Botnica Fantasia 9/10/25  
 FLOWER SHOW DATE  
 DIVISION SECTION CLASS No. ENTRY No.  
 I A 3  
 Zinnia elegans  
 VARIETY OR DESCRIPTION  
 Zinnia 'Oriole'  
 1st 2nd 3rd Honorable Mention



27

Section B “Florabunda” (Flowering perennials) \*

Class 5 *Aster*  
 Class 6 *Echinacea*  
 Class 7 *Rudbeckia*  
 Class 8 *Solidago*  
 Class 9 Other worthy specimen

28



Section C "Tuberoma" (Bulbs, Corms, Rhizomes & Tubers)\*  
 Class 10 *Begonia x tuberhybrida*  
 Class 11 *Dahlia*  
 Class 12 Other worthy specimen

National Garden Clubs, Inc.

*Botanica Fasciata* 9/10/25  
FLOWER SHOW DATE

<small>DIVISION</small>	<small>SECTION</small>	<small>CLASS No.</small>	<small>ENTRY No.</small>
I	C	11	

*Dahlia Variabilis*  
VARIETY & CLASS NAME

*Dahlia 'Cutia Patricia'*

1st 2nd 3rd Honorable Mention



31



Section D "Foliata" (Foliage cut specimens)\*  
 Class 13 *Plectranthus scutellarioides* (Coleus)  
 Class 14 Hosta  
 Class 15 Ornamental Grasses\*\*  
 Class 16 Ferns  
 Class 17 *Heuchera*  
 Class 18 Other worthy specimens

32

Section D "Foliata" (Foliage cut specimens)\*

Class 13 *Plectranthus scutellarioides* (Coleus)  
 Class 14 Hosta  
 Class 15 Ornamental Grasses\*\*  
 Class 16 Ferns  
 Class 17 *Heuchera*  
 Class 18 Other worthy specimens

National Garden Clubs, Inc.

Botanica Fantasia 9/10/25

FLOWER SHOW DATE

DIVISION	SECTION	CLASS No.	ENTRY No.
I	D	13	


*Plectranthus scutellarioides*

VARIETY OR CULTIVAR NAME


Coleus 'Electric Lime'

---

1st    2nd    3rd    Honorable  
Mention



33



Section E "EverVerde" Needled evergreen tree or shrub (one branch, not to exceed 30")

Class 19 *Juniperus* (juniper)  
 Class 20 *Picea* (spruce)  
 Class 21 *Thuja occidentalis* (arborvitae)  
 Class 22 Other worthy specimen

34

Section E "EverVerde" Needled evergreen tree or shrub (one branch, not to exceed 30")  
 Class 19 *Juniperus* (juniper)  
 Class 20 *Picea* (spruce)  
 Class 21 *Thuja occidentalis* (arborvitae)  
 Class 22 Other worthy specimen

National Garden Clubs, Inc.  
 Botanic Fuchsia 9/10/25  
 FLOWER SHOW DATE  
 DIVISION SECTION CLASS No. ENTRY No.  
 I E 21  
 Thuja occidentalis  
 WILEY GARDEN CLUB  
 Arborvitae 'Emerald Giant'  
 1st 2nd 3rd Honorable Mention



35

Section F "Budmania" (Shrubs and Trees with Flowers or Berries)  
 Class 23 *Rosa* (rose) (single flower or a spray with at least 2 open blooms and several buds)\*  
 Class 24 *Hydrangea*\*  
 Class 25 *Viburnum* \*\*  
 Class 26 Other worthy specimen \*\*



36

Section F "Budmania" (Shrubs and Trees  
Flowers or Berries)

Class 23 *Rosa* (rose) (single flower or a spray with at least 2 open blooms and  
 Class 24 *Hydrangea*\*  
 Class 25 *Viburnum* \*\*  
 Class 26 Other worthy specimen \*\*

National Garden Clubs, Inc.

*Botanica Fantasia*      9/10/25

FLOWER SHOW      DATE


DIVISION	SECTION	CLASS No.	ENTRY No.
I	F	24	

*Hydrangea paniculata*

*Hydrangea 'Bo Bo'*

PROPERTY OF MEMBER

1st
2nd
3rd
Honorable  
Mention



37









Section G "A Taste of Botanica" (Edibles)/(displayed on  
white paper plate supplied by FGC)\*\*\*

Class 27 Legumes  
 Class 28 Peppers  
 Class 29 Squash  
 Class 30 Tomato  
 Class 31 Fruit  
 Class 32 Other worthy specimen

38

Section G "A Taste of Botanica" (Edibles)/(displayed on white paper plate supplied by FGC)\*\*\*

Class 27 Legumes  
 Class 28 Peppers  
 Class 29 Squash  
 Class 30 Tomato  
 Class 31 Fruit  
 Class 32 Other worthy specimen

National Garden Clubs, Inc.

*Botanica Fascia* 9/10/25

FLOWER SHOW DATE

DIVISION	SECTION	CLASS No.	ENTRY No.
I	G	32	


*Solanum melongena*

VARIETY OR CHARACTER



*Eggplant 'Jewel Anthesis'*

---

1st    2nd    3rd    Honorable  
Mention



39

Parsley  
 Lemon Verbena  
 English Thyme  
 Variegated Oregano  
 French Tarragon

Section H "Aromatica" (Herbs displayed on white paper plate supplied by FGC)

Class 33 Individual herbs (three stems of one variety)  
 Class 34 Collection of five herbs (one stem of five different herbs)

40

Section H "Aromatica" (Herbs displayed on white paper plate supplied by FGC)  
 Class 33 Individual herbs (three stems of one variety)  
 Class 34 Collection of five herbs (one stem of five different herbs)

National Garden Clubs, Inc.  
 Botanical Fertilizer 9/6/25  
 FLOWER SHOW DATE  
 DIVISION SECTION CLASS No. ENTRY No.  
 I H 34 Petroselinum  
 Herb Collection  
 VARIETY OR CLASS NAME  
 Parsley Variegated Oregano  
 Lemon Verbena French Tarragon  
 English Thyme

1st 2nd 3rd Honorable Mention

Key Card

A. <u>Petroselinum crispum</u>	Parsley
B. <u>Aloysia citrodora</u>	Lemon Verbena
C. <u>Thymus vulgaris</u>	English Thyme
D. <u>Artemisia dracunculus</u>	French Tarragon
E. <u>Origanum vulgare</u>	Variegated Oregano



41

## Getting to the Show

Containers need to be secure enough to survive transport to the show.



Use recycled boxes, bubble wrap, and newspaper to make sturdy transport containers



42

